

How to charge electric vehicles with the new rates

There are a few ways you can pay to charge your vehicle at Eastham Town Hall and Eastham Library. Either way billing begins when you plug in your car and ends when you unplug it.

1. By browser via QR code



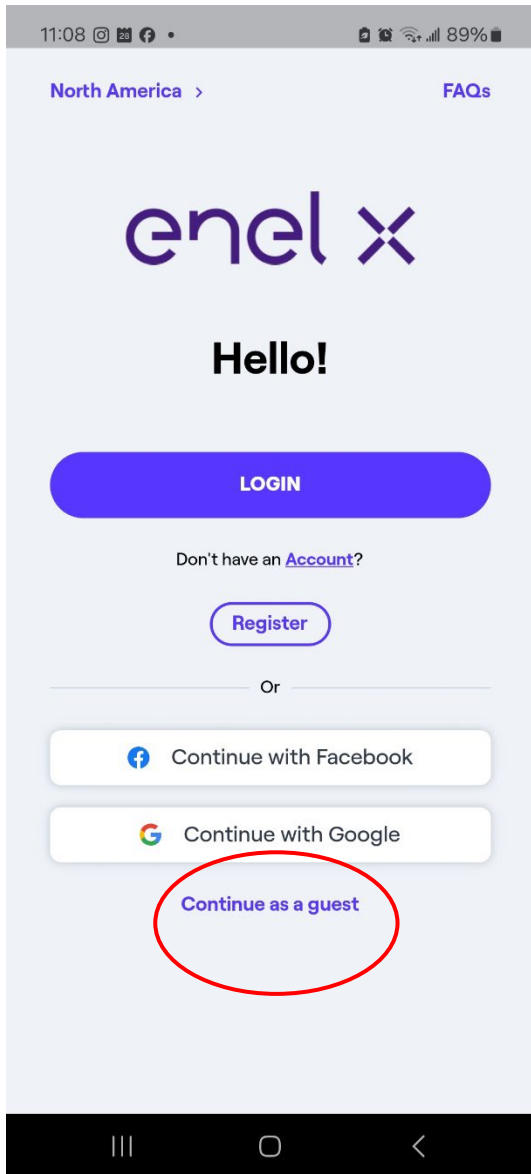
You don't need an Enel X subscription or app to do this. Simply scan the QR code on the charging station and complete the payment process in your web browser

2. Through the Enel X Way app


You can access the app as a guest or set up an account with the Enel X Way app. Once you are done starting a charging session is quick and easy. Simply scan the QR code on the charging station from your app and select "Start Charging." Your preferred payment method will be charged automatically.

Charging as a guest looks like this:

1. Open the app and you will be prompted to decide to **Login** or to **Continue as a Guest**



2. Continue as a guest and you will be asked to add more information if you like to but can absolutely **Skip** this option



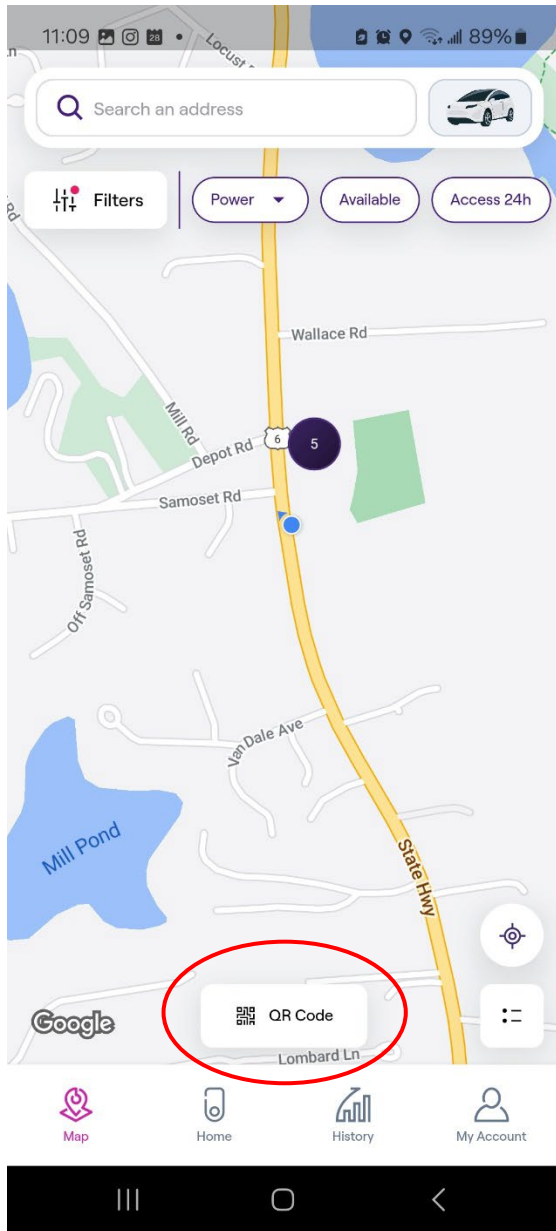
A few pieces of information before charging

In order to charge, you need to provide some information about you. With this info we can issue a proper invoice to you.

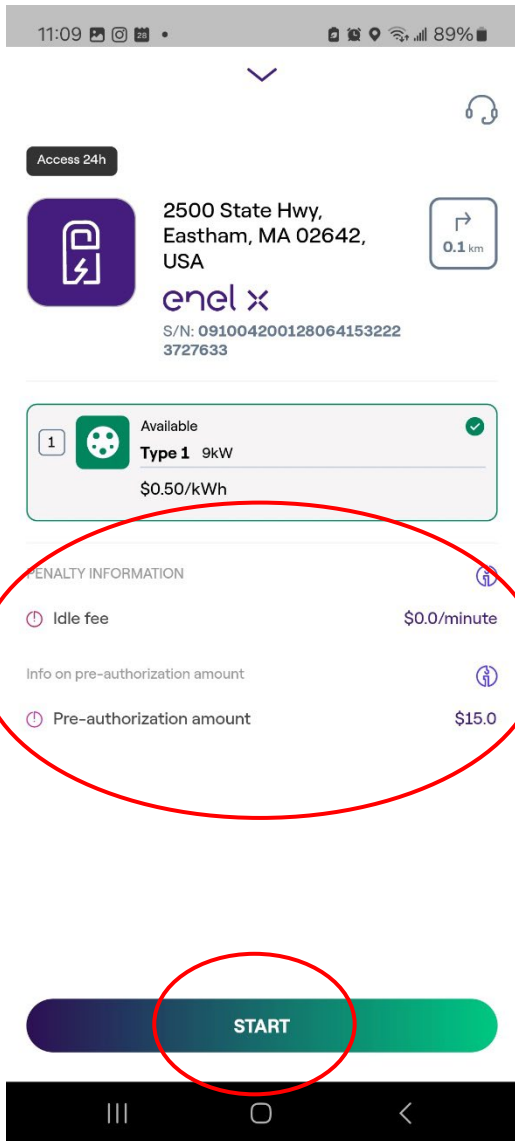
ENTER DATA

SKIP

3. From here you will be brought to a map screen where you can search for a charging location or scan the QR code on the charger if standing directly in front of one. First select the "QR Code button". Then you will be able to take a picture of the chargers QR Code



4. Once the QR Code is caught you will see the charger's serial number. Select the arrow button to continue.
5. From here you will see on the screen the location address, type of charger. Also there is no idling fee and you will see that there is a \$15.00 pre-authorization fee just like at a regular gas station.



6. Select the **Start** button to proceed with your payment information. You will see a screen notifying you about the credit card preauthorization.
7. Select the **Connect** button



By proceeding, your card will be subject to a pre-authorization.






8. Here you will be prompted to enter your credit card information

9:38 57%

nelxhub-webplugin.obp.sia.eu

Credit Cards





Card Number

Expiry Month

Expiry Year

Cvv2

Confirm

9. Once you enter your payment information you will be ready to charge your vehicle